

Control system

System information



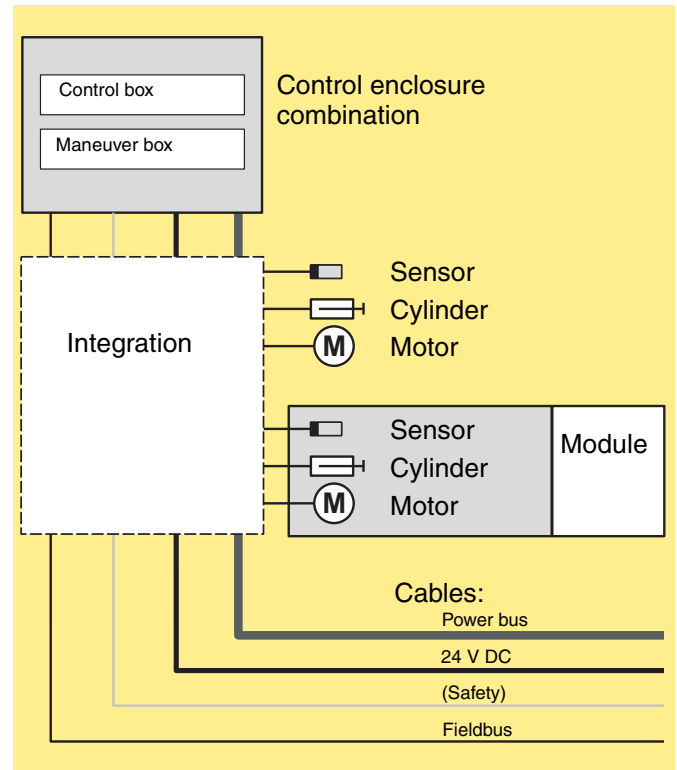
General system architecture

The “Pallet Controls” concept provides standardized control enclosures for distributed line control.

Enclosure groups

- Control box
- Maneuver box

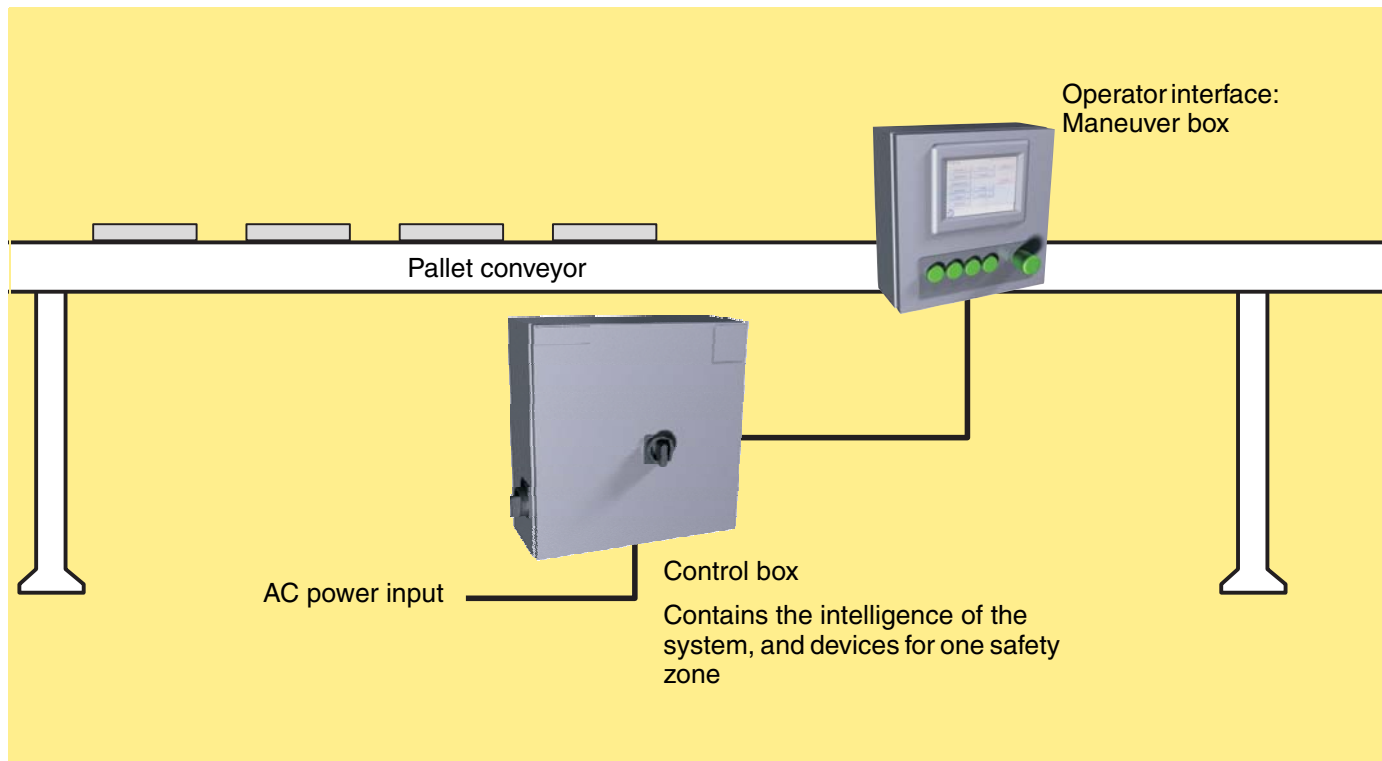
Distributed line control means that all application initiators and actuators such as sensors, pneumatic cylinders and motors are controlled through distributed fieldbus slaves.



General system architecture

P0
X45
XS
XL
XLP
X85
X85P
XH
XK
XKP
XB
GR
CS
XT
XC
XF
XD
FST
XMY
XLX
XMX
GRX
CSX
ELV
CTL
TR
APX
IDX

Typical control system layout



A typical pallet system may include control enclosures as shown in the illustration above.

Main features

Control box

- Starting point of the pallet control system
- Small physical size, can be placed under the conveyor away from the process area
- Controller with fieldbus master
- Power bus distribution (AC)
- 24 V DC distribution

Maneuver box

- Interface to the operator
- Includes a maneuver unit with START, STOP, and RESET push-buttons, an ALARM lamp and an EMERGENCY switch, which can be hard-wired directly to the control box
- Includes a 6 inch colour touch panel (HMI)

More information

For detailed information about the control system products, please contact your FlexLink Systems representative, or go to www.flexlink.com.

Control boxes, single safety zone



Control boxes
 EU, ASi + Profibus **5059417**
 US, DeviceNet + Ethernet IP **5059613**

EU = version for Europe, power bus 400 V 50 Hz
US = version for USA, power bus 480 V 60 Hz
 For more information, see "Control box" on page 396.

Maneuver boxes

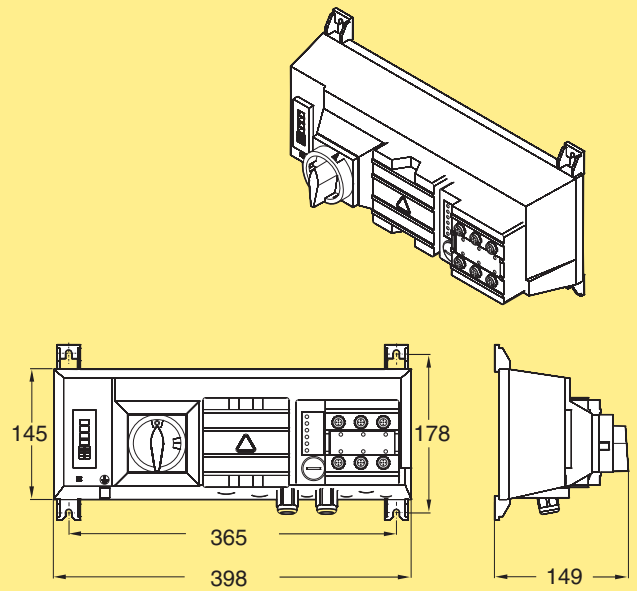


Maneuver boxes
 EU, Maneuver unit + HMI, Profibus **5105206**
 US, Maneuver unit + HMI, DeviceNet **5105207**

EU = version for Europe, power bus 400 V 50 Hz
US = version for USA, power bus 480 V 60 Hz
 HMI = Human Machine Interface (touch screen)
 For more information, see "Maneuver box" on page 396.

Profibus, and DeviceNet type fieldbus interfaces are available. Type Z6 includes a power switch.

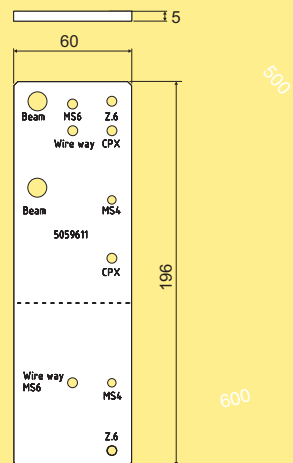
Field bus interfaces



Field bus interfaces
 Z.6 Profibus **5057737**
 (4 digital inputs and 2 digital outputs included, M12)
 Z.6 DeviceNet **5057738**
 (4 digital inputs and 2 digital outputs included, M12)

Accessories

Bracket kit for Air supply equipment, Field bus interfaces



Bracket kit **5111952**
 Including one pair of bracket 5059611.

P0
 X45
 XS
 XL
 XLP
 X85
 X85P
 XH
 XK
 XKP
 XB
 GR
 CS
 XT
 XC
 XF
 XD
 FST
 XMY
 XLX
 XMX
 GRX
 CSX
 ELV
 CTL
 TR
 APX
 IDX

